

# ELEGANCE PANS -

DETERMINED TO IMPROVE YOUR ENVIRONMENT



The Grifform Innovations® Elegance shower pan is designed to add grace to your shower stall with two styles of thresholds and soft cove interior. This pan has been designed to be a retrofit for an existing fiberglass or acrylic shower pan. Grifform® uses DuPont™ Corian® which makes the Elegance pan a step up in quality from these other shower pan offerings.

### CHALLENGES

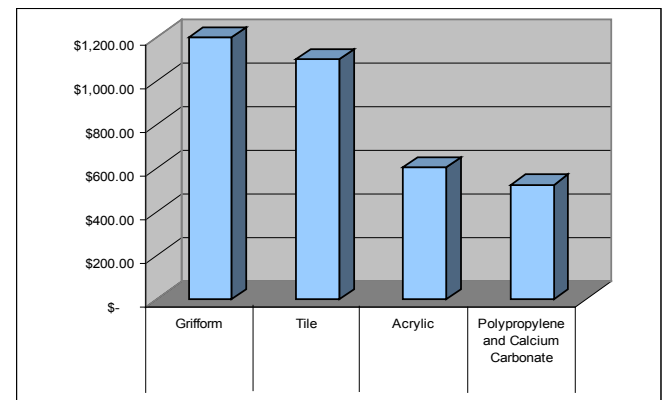
- To enhance an existing shower stall that needs a “face-lift”.
- To have a shower floor that can stand up to soap scum the harsh and dirty shower environments.
- To provide a nonporous easy to clean surface.

### SOLUTION

- The Grifform Innovations® Elegance Pan is an easy replacement for existing fiberglass and acrylic shower bases.

### RESULTS

- A beautifully designed shower floor.
- An easy replacement for unsightly fiberglass and acrylic pans damaged by improper care.
- Grifform Innovations® Elegance Pans are nonporous and made of materials that inhibit the growth of mold and mildew.
- Durable and renewable for ease of care by maintenance personnel.



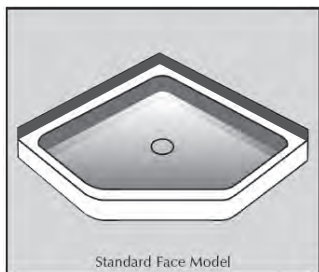
### ATTRIBUTED VALUE OF THE GRIFform® ELEGANCE PANS

- Requires no liner
- Standard industry sizes
- Installed quickly and easily
- Seamless application ( no grout )
- Available in most Corian® colors
- Lower maintenance cost
- Corian® can help earn points for LEED program
- Extended life cycle



Griform Innovations®  
Elegance Shower Pans -  
Determined to improve your environment.

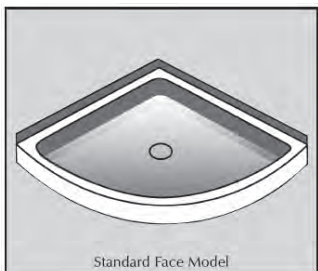
Griform Innovations® Elegance shower bases are made with ¼" Dupont™ Corian® material with a structural base of fire retardant foam. The Elegance pan is designed to retrofit into existing unmovable, fixed drain locations. Two styles of thresholds are available. The traditional straight face illustrated below, or the overhang that has a soft curve face. The pan is lighter in weight making easier installation. It complies with ANSI Z124.2 plumbing regulations and is certified by the NAHB Research Center.



Standard Face Model

Neo Angle Corner Pan

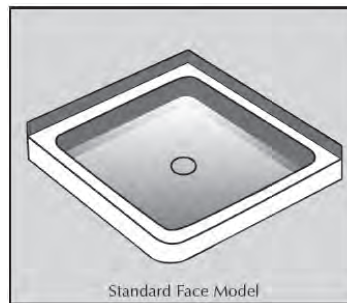
	Standard Face		Overhang Face
Size	Model #	Size	Model #
36" x 36"	NC3636SF	36" x 36"	NC3636OF
38" x 38"	NC3838SF	38" x 38"	NC3838OF
42" x 42"	NC4242SF	42" x 42"	NC4242OF



Standard Face Model

Round Corner Pan

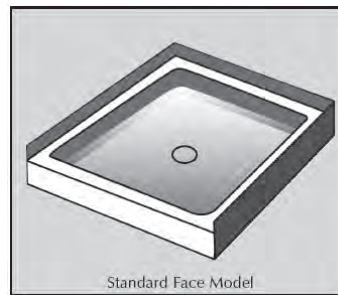
	Standard Face		Overhang Face
Size	Model #	Size	Model #
36" x 36"	RC3636SF	36" x 36"	RC3636OF
38" x 38"	RC3838SF	38" x 38"	RC3838OF
42" x 42"	RC4242SF	42" x 42"	RC4242OF



Standard Face Model

Square Corner Pan

	Standard Face		Overhang Face
Size	Model #	Size	Model #
36" x 36"	SC3636SF	36" x 36"	SC3636OF
38" x 38"	SC3838SF	38" x 38"	SC3838OF
42" x 42"	SC4242SF	42" x 42"	SC4242OF



Standard Face Model

Square & Rectangle Pans

	Standard Face		Overhang Face
Size	Model #	Size	Model #
34" x 34"T	RT3434SF	34" x 34"	RT3434OF
36" x 36"T	RT3636SF	36" x 36"	RT3636OF
36" x 48"T	RT3648SF	36" x 48"	RT3648OF
36" x 60"T	RT3660SF	36" x 60"	RT3660OF
42" x 42"T	RT4242SF	42" x 42"	RT4242OF

Griform Innovations® In Healthcare

Griform® offers nearly a hundred healthcare-related products. Each is designed to solve a specific challenge or problem. Of the many products we offer, pay particular attention to the Griform Innovations® Shower Walls. Each feature the winning combination of solid surface suitability for healthcare and Griform® innovation.

*All data given herein is believed to be accurate but is presented without guaranty or warranty.*